

Internal Quality Assurance Cell
St. Joseph's College (Autonomous), Tiruchirappalli-2

Students Satisfaction Survey – Under Graduate- 2023-24

Student's satisfaction survey for the academic year 2023-24 was conducted on 21st February 2024 through online mode. All the outgoing undergraduate students were given the link of the questionnaire prepared by IQAC of the college on different categories.

Questionnaire

S. No.	Questions	Excellent	Good	Satisfactory	Unsatisfactory	Below Average
I	Credit System Relevance Of Syllabus Under CBCS					
a	General English					
b	Tamil / Hindi / French / Sanskrit]					
c	Core Subjects					
d	Allied Subjects					
e	Project/Internship and Core Elective					
f	Non Major Elective					
g	Foundation Course (Value Education / Life Skills/ Soft Skills					
h	Environmental Studies					
i	Skill Based Electives					
j	Self-paced Courses					
k	Comprehensive Examination					
l	SHEPHERD : Outreach activities					
m	MOOC (SWAYAM, Coursera, etc.)					
II	TEACHERS					
a	Quality of Teaching					
b	Communicative ability of the					

	Teachers]					
c	Teaching methodology in general					
d	Teachers completing the syllabus on time					
e	Treatment by teachers					

S.No.	Questions	Excellent	Good	Satisfactory	Unsatisfactory	Below Average
III	TEACHING METHODS					
a	Usefulness of MCQ Bank					
b	Quality of questions in the CIA test					
c	Answer papers are valued correctly/ objectively					
d	Semester Question Papers cover the entire Syllabus Unit wise					
e	Quality of the Semester Question Papers					
f	Valuation of the Semester Examination Papers					
IV	SERVICES RENDERED BY NON-TEACHING STAFF					
a	Assistance by non-teaching staff					
b	Attitude of non-teaching staff towards students					
c	Quality of functioning of non-teaching staff in department labs (if applicable), computer centers and Library					
V	EXTENSION SERVICE (SHEPHERD)					
a	Usefulness of extension					

	programme					
b	Attitude of the extension staff towards students					

S.No.	Questions	Excellent	Good	Satisfactory	Unsatisfactory	Below Average
VI	INFRASTRUCTURE FACILITIES ON THE CAMPUS					
a	Laboratory facilities (if applicable)					
b	Library facilities					
c	Canteen facilities					
d	Classrooms					
e	ICT such as Wi-Fi, Smart Class					
f	Maintenance of the Campus, Classroom, etc.					
g	Quality of the Rest Rooms in the campus					
VII	EXTRA CURRICULAR ACTIVITIES					
a	Sports facilities					
b	Functioning of non-scholastic activities (NCC, NSS, AICUF, Fine Arts, YRC/RRC, Consumer Forum, Democracy Forum, Women's Forum,					

S. No.	Questions	Excellent	Good	Satisfactory	Unsatisfactory	Below Average
VIII	BEYOND CLASS ROOM ACTIVITIES					
a	Department level : Debates / talks / seminars / discussions, etc.					
b	Functioning of department association					
c	Student Support Service in the college					
d	Department Alumni Association					
IX	Overall Experience at St. Joseph's College					

Internal Quality Assurance Cell
St. Joseph's College (Autonomous), Tiruchirappalli-2

Students Satisfaction Survey – Under Graduate- 2023-24

PARTICIPANTS

Total students participated in the survey: 3735

S. No	Department	Number of students participated
1	B Voc SD & SA	111
2	BBA	207
3	B Com Hon	102
4	BSc Vis Com	84
5	Botany	104
6	Chemistry	179
7	Commerce	697
8	Commerce CA	167
9	Computer Science	548
10	Economics	97
11	Electronics	52
12	English	233
13	History	97
14	Information Technology	240
15	Maths	230
16	Statistics	141
17	Physics	239
18	Tamil	121
19	B Voc Vis Tech	86

STUDENTS SATISFACTION SURVEY – UNDERGRADUATE 2023-24

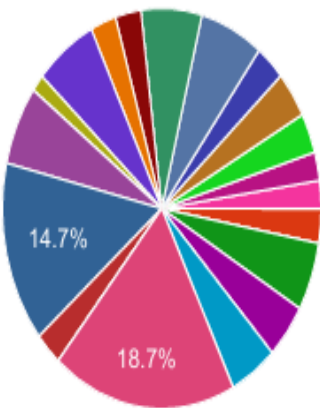
3,735 responses

[Publish analytics](#)

Department

 Copy

3,735 responses

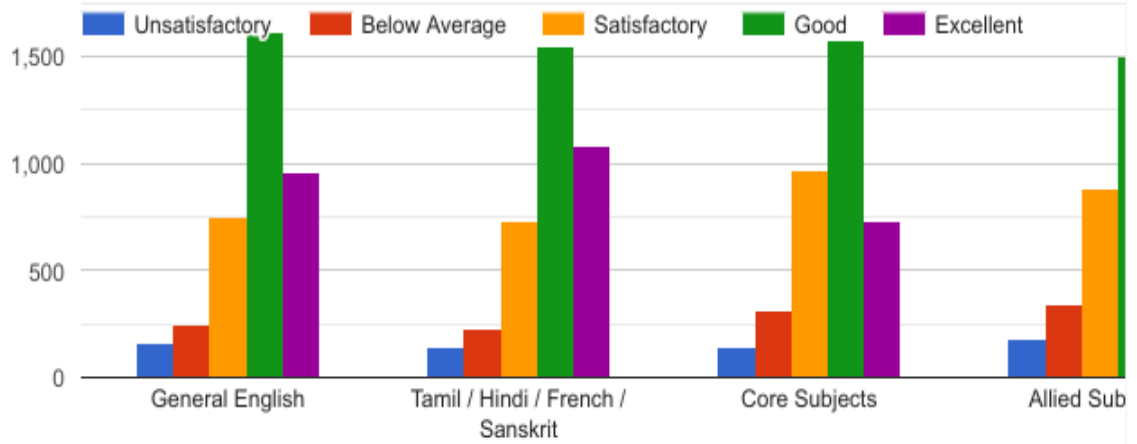


- BIOCHEMISTRY
- BOTANY
- BIOTECHNOLOGY
- BUSINESS ADMINISTRATION
- COMMERCE COMPUTER AP...
- CHEMISTRY
- COMMERCE
- COUNSELLING PSYCHOLO...

▲ 1/3 ▼

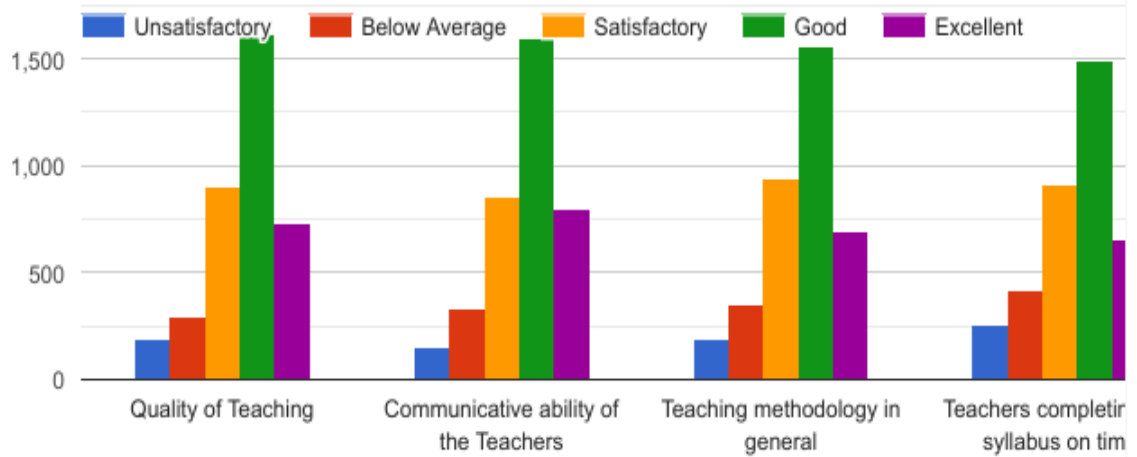
I. RELEVANCE OF SYLLABUS UNDER CHOICE BASED CREDIT SYSTEM

[Copy](#)



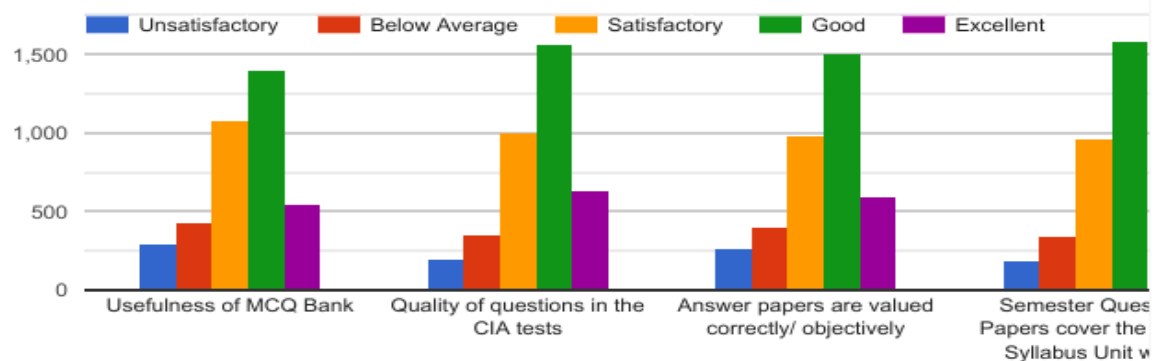
II. TEACHERS

[Copy](#)



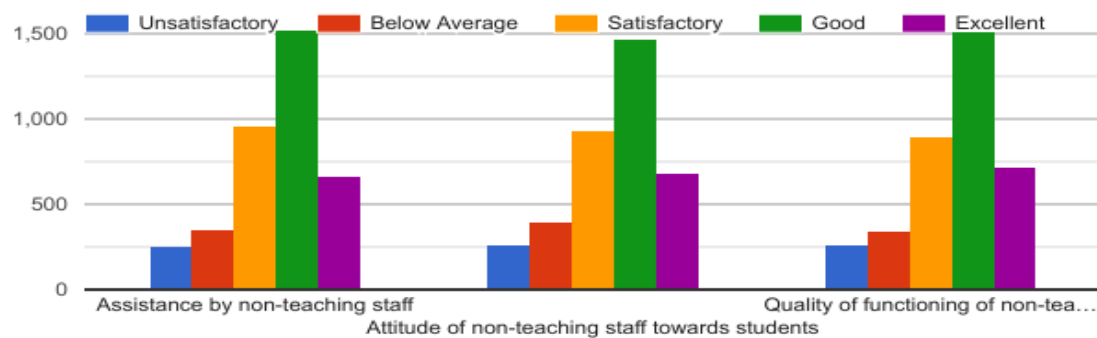
III. TESTING AND EVALUATION METHODS

[Copy](#)



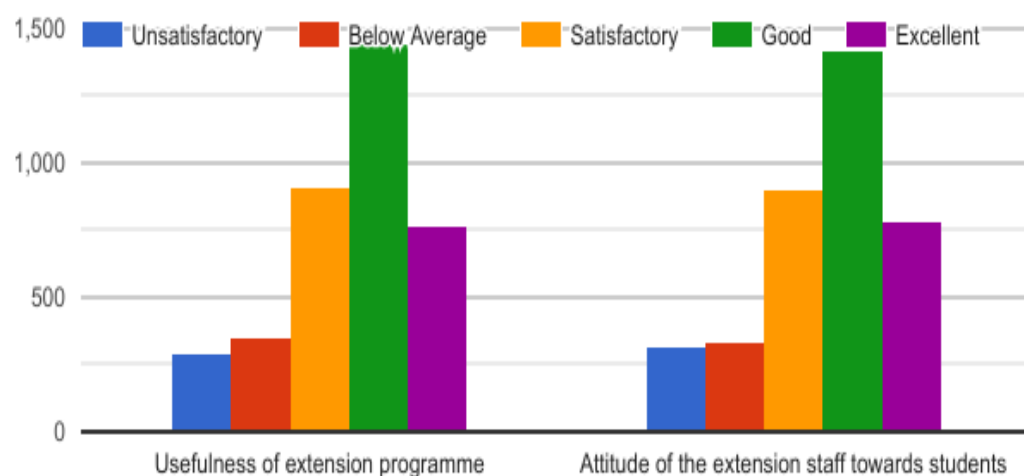
IV. SERVICES RENDERED BY NON-TEACHING STAFF

[Copy](#)



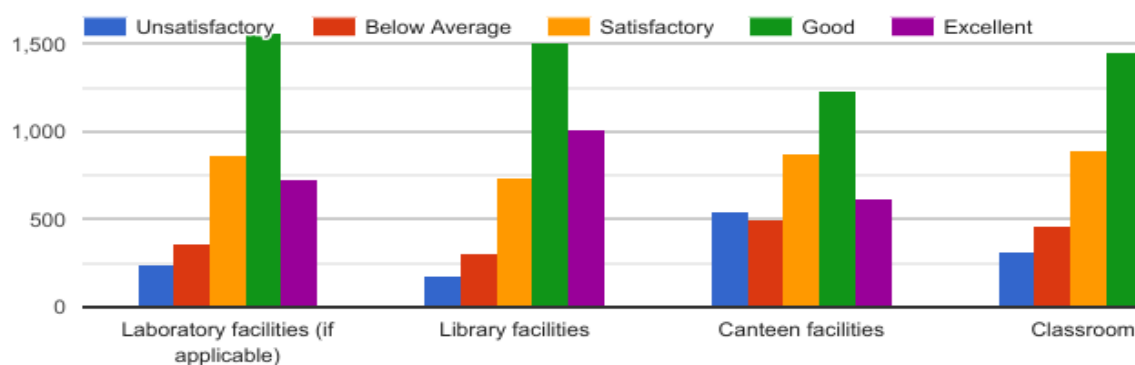
V. EXTENSION SERVICE (SHEPHERD)

[Copy](#)



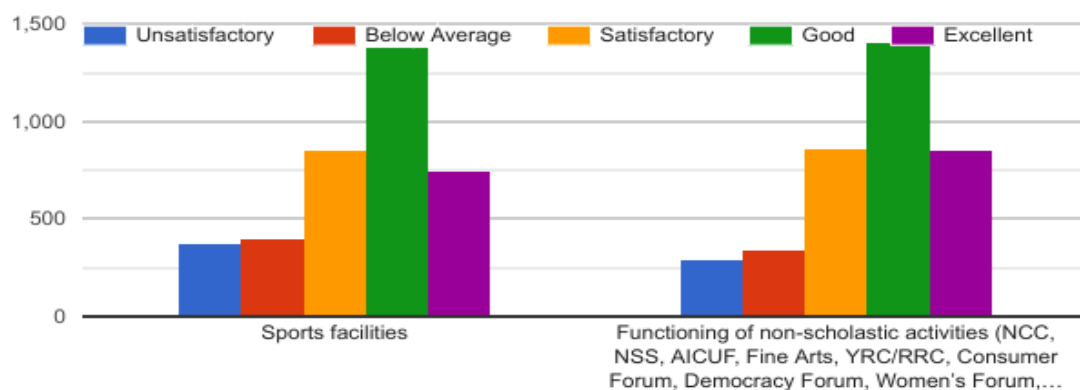
VI. INFRASTRUCTURE FACILITIES ON THE CAMPUS

 Copy



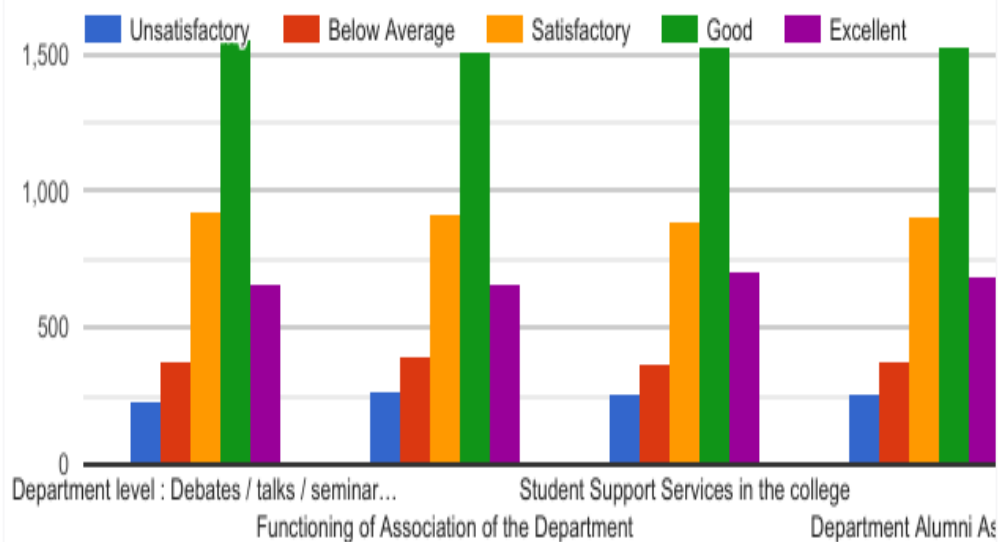
VII. EXTRA CURRICULAR ACTIVITIES

 Copy



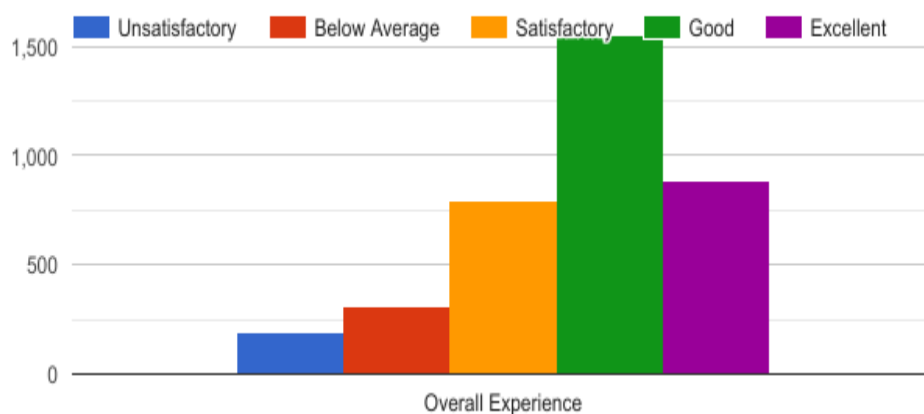
VIII. BEYOND CLASS ROOM ACTIVITIES

 Copy



IX. OVERALL EXPERIENCE AT ST. JOSEPH'S COLLEGE

 Copy



This content is neither created nor endorsed by Google. [Report Abuse](#) - [Terms of Service](#) - [Privacy Policy](#)

Google Forms

The result of the survey

S. No.	Questions	Excellent	Good	Satisfactory	Unsatisfactory	Below Average
I	Credit System Relevance Of Syllabus Under CBCS					
a	General English	957	1614	751	166	247
b	Tamil / Hindi / French / Sanskrit]	1087	1548	734	138	228
c	Core Subjects	733	1575	965	145	317
d	Allied Subjects	824	1501	886	180	344
e	Project/Internship and Core Elective	674	1506	972	218	365
f	Non Major Elective	749	1492	913	228	353
g	Foundation Course (Value Education / Life Skills/ Soft Skills	869	1571	840	170	285
h	Environmental Studies	942	1540	871	165	271
i	Skill Based Electives	695	1568	947	200	325
j	Self-paced Courses	635	1514	1013	209	364
k	Comprehensive Examination	596	1556	1011	218	354
l	SHEPHERD : Outreach activities	913	1357	786	359	320
m	MOOC (SWAYAM, Coursera, etc.)	578	1396	960	375	426
II	TEACHERS					
a	Quality of Teaching	733	1615	907	190	290
b	Communicative ability of the Teachers	799	1593	857	153	333
c	Teaching methodology in general	693	1558	942	189	353
d	Teachers completing the syllabus on time	659	1488	916	254	418
e	Treatment by teachers	707	1427	906	286	409

S. No.	Questions	Excellent	Good	Satisfactory	Unsatisfactory	Below Average
III	TEACHING METHODS					
a	Usefulness of MCQ Bank	541	1400	1073	294	427
b	Quality of questions in the CIA test	626	1565	1000	192	352
c	Answer papers are valued correctly/ objectively	593	1504	978	259	401
d	Semester Question Papers cover the entire Syllabus Unit wise	671	1584	961	181	338
e	Quality of the Semester Question Papers	710	1648	896	189	292
f	Valuation of the Semester Examination Papers	658	1495	901	295	386
IV	SERVICES RENDERED BY NON-TEACHING STAFF					
a	Assistance by non-teaching staff	661	1520	954	249	351
b	Attitude of non-teaching staff towards students	684	1466	926	261	398
c	Quality of functioning of non-teaching staff in department labs (if applicable), computer centres and Library	719	1516	896	262	342
V	EXTENSION SERVICE (SHEPHERD)					
a	Usefulness of extension programme	763	1438	901	290	343
b	Attitude of the extension staff towards students	778	1414	898	312	333

S. No.	Questions	Excellent	Good	Satisfactory	Unsatisfactory	Below Average
VI	INFRASTRUCTURE FACILITIES ON THE CAMPUS					
a	Laboratory facilities (if applicable)	720	1557	863	234	361
b	Library facilities	1012	1505	734	178	306
c	Canteen facilities	614	1226	866	538	491
d	Classrooms	628	1450	888	313	456
e	ICT such as Wi-Fi, Smart Class	483	1216	828	665	543
f	Maintenance of the Campus, Classroom, etc.	863	1470	812	233	357
g	Quality of the Rest Rooms in the campus	586	1326	810	512	501
VII	EXTRA CURRICULAR ACTIVITIES					
a	Sports facilities	741	1375	850	370	399
b	Functioning of non-scholastic activities (NCC, NSS, AICUF, Fine Arts, YRC/RRC, Consumer Forum, Democracy Forum, Women's Forum,	851	1402	855	288	339

S. No.	Questions	Excellent	Good	Satisfactory	Unsatisfactory	Below Average
VIII	BEYOND CLASS ROOM ACTIVITIES					
a	Department level : Debates / talks / seminars / discussions, etc.	657	1550	918	232	378
b	Functioning of department association	660	1509	916	261	389
c	Student Support Service in the college	703	1520	888	260	364
d	Department Alumni Association	681	1528	901	251	374
IX	Overall Experience at St. Joseph's College	885	1550	797	192	311

Report of the SSS

I. Credit System Relevance of Syllabus Under CBCS

General English

26% of the students has expressed that General English courses are excellent, 43% as Good, 20% as Satisfactory, 04% unsatisfactory and 07% below average.

Tamil / Hindi / French / Sanskrit

29% of the students has expressed that Tamil / Hindi / French / Sanskrit courses are excellent, 41% as Good, 20% as Satisfactory, 04% unsatisfactory and 06% below average.

Core Subjects

20% of the students has expressed that core subjects are excellent, 42% as Good, 26% as Satisfactory, 04 % unsatisfactory and 08% below average.

Allied Subjects

22% of the students has expressed that allied subjects are excellent, 40% as Good, 24% as Satisfactory, 05 % unsatisfactory and 09% below average.

Project/Internship and Core Elective

18% of the students has expressed that Project/Internship and Core Elective courses are excellent, 40% as Good, 26% as Satisfactory, 06 % unsatisfactory and 10% below average.

Non Major Elective

20% of the students has expressed that Non Major elective courses are excellent, 40% as Good, 24% as Satisfactory, 06 % unsatisfactory and 10% below average.

Foundation Course (Value Education / Life Skills)

23% of the students has expressed that Foundation Courses are excellent, 42% as Good, 23% as Satisfactory, 05 % unsatisfactory and 07% below average.

Environmental Studies

25% of the students has expressed that Environmental Studies is excellent, 41% as Good, 22% as Satisfactory, 05 % unsatisfactory and 07% below average.

Skill Based Electives

19% of the students has expressed that Skill Based Electives are excellent, 42% as Good, 25% as Satisfactory, 05 % unsatisfactory and 09% below average.

Self-paced Courses

17% of the students has expressed that Self-paced Courses are excellent, 41% as Good, 27% as Satisfactory, 05 % unsatisfactory and 10% below average.

Comprehensive Examination

16% of the students has expressed that Comprehensive Examination is excellent, 42% as Good, 27% as Satisfactory, 06 % unsatisfactory and 09% below average.

SHEPHERD: Outreach activities

24% of the students has expressed that SHEPHERD: Outreach activities are excellent, 36% as Good, 21% as Satisfactory, 10 % unsatisfactory and 09% below average.

MOOC (SWAYAM, Coursera, etc.)

16% of the students has expressed that MOOC (SWAYAM, Coursera, etc.) are excellent, 37% as Good, 26% as Satisfactory, 10 % unsatisfactory and 11% below average.

II. TEACHERS

Quality of Teaching

20% of the students has expressed that Quality of Teaching is excellent, 43% as Good, 24% as Satisfactory, 05 % unsatisfactory and 08% below average.

Communicative ability of the Teachers

21% of the students has expressed that Communicative ability of the Teachers are excellent, 43% as Good, 23% as Satisfactory, 04 % unsatisfactory and 09% below average.

Teaching methodology in general

18% of the students has expressed that Teaching methodologies are excellent, 42% as Good, 25% as Satisfactory, 05 % unsatisfactory and 10% below average.

Teachers completing the syllabus on time

18% of the students has expressed that Teachers completing the syllabus on time are excellent, 40% as Good, 24% as Satisfactory, 07 % unsatisfactory and 11% below average.

Treatment by teachers

19% of the students has expressed that Treatment by teachers are excellent, 38% as Good, 24% as Satisfactory, 08 % unsatisfactory and 11% below average.

III. TEACHING METHODS

Usefulness of MCQ Bank

14% of the students has expressed that Usefulness of MCQ Bank are excellent, 38% as Good, 29% as Satisfactory, 08 % unsatisfactory and 11% below average.

Quality of questions in the CIA test

17% of the students has expressed that Quality of questions in the CIA test are excellent, 42% as Good, 27% as Satisfactory, 05 % unsatisfactory and 09% below average.

Answer papers are valued correctly/ objectively

16% of the students has expressed that answer papers are valued correctly/ objectively are excellent, 40% as Good, 26% as Satisfactory, 07 % unsatisfactory and 11% below average.

Semester Question Papers cover the entire Syllabus Unit wise

18% of the students has expressed that Semester Question Papers cover the entire Syllabus Unit wise are excellent, 42% as Good, 26% as Satisfactory, 05 % unsatisfactory and 09% below average.

Quality of the Semester Question Papers

19% of the students has expressed that Quality of the Semester Question Papers are excellent, 44% as Good, 24% as Satisfactory, 05 % unsatisfactory and 08% below average.

Valuation of the Semester Examination Papers

18% of the students has expressed that Valuation of the Semester Examination Papers are excellent, 40% as Good, 24% as Satisfactory, 08 % unsatisfactory and 10% below average.

IV. SERVICES RENDERED BY NON-TEACHING STAFF**Assistance by non-teaching staff**

18% of the students has expressed that Assistance by non-teaching staff are excellent, 41% as Good, 25% as Satisfactory, 07 % unsatisfactory and 09% below average.

Attitude of non-teaching staff towards students

18% of the students has expressed that Attitude of non-teaching staff towards students are excellent, 39% as Good, 25% as Satisfactory, 07 % unsatisfactory and 11% below average.

Quality of functioning of non-teaching staff in department labs (if applicable), computer centres and Library

19% of the students has expressed that Quality of functioning of non-teaching staff in department labs, computer centres and Library are excellent, 41% as Good, 24% as Satisfactory, 07 % unsatisfactory and 09% below average.

V. EXTENSION SERVICE (SHEPHERD)**Usefulness of extension programme**

20% of the students has expressed that Usefulness of extension programme are excellent, 39% as Good, 24% as Satisfactory, 08 % unsatisfactory and 09% below average.

Attitude of the extension staff towards students

21% of the students has expressed that attitude of the extension staff towards students are excellent, 38% as Good, 24% as Satisfactory, 08 % unsatisfactory and 09% below average.

VI. INFRASTRUCTURE FACILITIES ON THE CAMPUS**Laboratory facilities (if applicable)**

19% of the students has expressed that Laboratory facilities are excellent, 42% as Good, 23% as Satisfactory, 06 % unsatisfactory and 10% below average.

Library facilities

27% of the students has expressed that Library facilities are excellent, 40% as Good, 20% as Satisfactory, 05 % unsatisfactory and 08% below average.

Canteen facilities

17% of the students has expressed that Canteen facilities are excellent, 33% as Good, 23% as Satisfactory, 14 % unsatisfactory and 13% below average.

Classrooms

17% of the students has expressed that Classrooms are excellent, 39% as Good, 24% as Satisfactory, 08 % unsatisfactory and 12% below average.

ICT such as Wi-Fi, Smart Class

13% of the students has expressed that ICT such as Wi-Fi, Smart Class are excellent, 33% as Good, 22% as Satisfactory, 18 % unsatisfactory and 14% below average.

Maintenance of the Campus, Classroom, etc.

23% of the students has expressed that Maintenance of the Campus, Classroom, etc. are excellent, 39% as Good, 22% as Satisfactory, 06 % unsatisfactory and 10% below average.

Quality of the Rest Rooms in the campus

16% of the students has expressed that Quality of the Rest Rooms in the campus are excellent, 35% as Good, 22% as Satisfactory, 14 % unsatisfactory and 13% below average.

VII. EXTRA CURRICULAR ACTIVITIES**Sports facilities**

20% of the students has expressed that Sports facilities are excellent, 37% as Good, 23% as Satisfactory, 10 % unsatisfactory and 10% below average.

Functioning of non-scholastic activities (NCC, NSS, AICUF, Fine Arts, YRC/RRC, Consumer Forum, Democracy Forum, Women's Forum.

23% of the students has expressed that Functioning of non-scholastic activities are excellent, 37% as Good, 23% as Satisfactory, 08% unsatisfactory and 09% below average.

VIII. BEYOND CLASS ROOM ACTIVITIES

Department level: Debates / talks / seminars / discussions, etc.

18% of the students has expressed that department activities are excellent, 41% as Good, 25% as Satisfactory, 06 % unsatisfactory and 10% below average.

Functioning of department association

18% of the students has expressed that Functioning of department association are excellent, 40% as Good, 25% as Satisfactory, 07 % unsatisfactory and 10% below average.

Student Support Service in the college

19% of the students has expressed that Student Support Service in the college are excellent, 41% as Good, 24% as Satisfactory, 06 % unsatisfactory and 10% below average.


Department Alumni Association

18% of the students has expressed that Department Alumni Association is excellent, 41% as Good, 24% as Satisfactory, 07 % unsatisfactory and 10% below average.

IX. Overall Experience at St. Joseph's College

24% of the students has expressed that overall experience in the college is excellent, 42% as Good, 21% as Satisfactory, 05 % unsatisfactory and 08% below average.




Principal
PRINCIPAL
St. JOSEPH'S COLLEGE
(AUTONOMOUS)
TIRUCHIRAPPALLI 620 002